

Vital Signs

Boonshoft
School of Medicine
WRIGHT STATE UNIVERSITY

Off the Beaten Path

Alumni chart their own
courses in non-traditional
medicine.

10

A long way home

Several odd jobs led one
department chair to
emergency medicine.

12

Four decades of mentoring

Gideon Adegbile, M.D., FAAFP,
is longest-serving volunteer
faculty member.



From the Dean

Physicians are presented with many options in choosing a career path, and finding the right fit can be challenging. There are so many ways in which we can practice medicine and impact the lives of patients and the health of our communities.

Like those in other professions, we also must balance conflicting goals, such as where to live and work/life balance. But there is something to be said for passion. For me, our faculty and our staff, it lies in the work we do each day at the Boonshoft School of Medicine.

In this edition of *Vital Signs*, we catch up with many of our own who have followed their passions. For one alumnus, that means practicing radiology from home. Another is living a sports medicine dream as a team doctor for Major League Baseball's Arizona Diamondbacks.

With the same drive, a few of our faculty members have sought to find the right fit by reinventing their careers. Read along as we explore the journey of our longest-serving volunteer faculty member who has mentored medical students for more than 40 years. We also profile a department chair who worked in a seminary, at a bank, and as an EMT before finally finding his place in emergency medicine.

And though these stories are unique, I see the same passion in our students. It is such a joy to nurture their curiosities and watch them grow into caring and competent physicians. I hope you feel the same inspiration I do as you read about them.

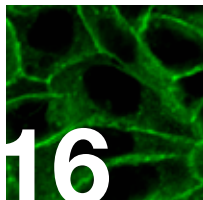
Our mission at the Boonshoft School of Medicine wouldn't be possible without the Wright State family, our alumni, and friends. Thank you all for your passionate support and continued encouragement as we work together to train the next generation of doctors.



Margaret Dunn, M.D., M.B.A., FACS
Dean




What's Inside



Better cancer treatments

Unlocking the workings of a key protein may yield new anti-cancer drugs.




Swinging for the fences

One alumnus faces the rare dilemma of deciding what to do with a World Series ring.



Retired WNBA player graduates

Alison Bales, M.D., '17, becomes a physician following a professional basketball career.



Giving Thanks

Montgomery County Medical Society Alliance has supported medical students for decades.

Snapshots

Cheryl B. Schrader named president of Wright State University	4
Wright State, AFRL partner on DARPA project	4
Medical school researchers report on drug overdose deaths	5
Caroline Cao awarded prestigious Fulbright Scholar fellowship	5
Medical student receives Excellence in Public Health Award	6
Callahan speaks at Ohio Statehouse	6

Issues in Depth

Off the Beaten Path	7
---------------------	---

Faculty in Focus

A Long Way Home, James Brown, M.D.	10
Mentoring a Generation of Medical Students Gideon Adegbile, M.D.	12

Research Spotlight

Medical student researches treatments for rare human disease	15
Workings of protein hold keys to new cancer treatments	16
Research may improve obesity and type 2 diabetes treatments	17

1,000 Words

	18
--	----

On the Move

	20
--	----

In Residence

Psychiatry resident uses telepsychiatry to reach patients	22
---	----

Future Docs

Medical student interns on 'The Dr. Oz Show'	23
NBC News recognizes medical student during Black History Month	23
Dual-degree student studies neurosurgery in Uganda	24
International volunteer trip possible through scholarship	24
Student champions women's health in Jordan	25
Medical student volunteers at Syrian refugee camp in Greece	25

Milestones

2017 Match Day	26
2017 Graduation	28
2017 Convocation	30

In Good Company

Swinging for the fences	33
Retired WNBA player graduates	35
Out of left field	36
Alumna serves as team doctor for the Los Angeles Dodgers	38

Giving Thanks

	40
--	----

In Memoriam

	41
--	----

Alumni Notes

	42
--	----

Dream Fulfilled

	43
--	----

Vital Signs

Vol. 39, No. 2
Summer 2017

Director of Marketing and Communications
Emily Stamas

Senior Writer and Editor
Daniel Kelly

Art Director
Emily Stamas

Contributing Writers
Daniel Kelly
Heather Maurer

Photography

Eric Drewes
William Jones
Erin Pence
Chris Snyder

How to contact us:

Editor, *Vital Signs*
Wright State University
Boonshoft School of Medicine
3640 Col. Glenn Hwy.
Dayton, Ohio 45435

Tel: 937.245.7634

Fax: 937.245.7949

som_mc@wright.edu
medicine.wright.edu

To submit Class Notes:

som_adv@wright.edu
Tel: 937.245.7634

Vital Signs is published each year for alumni, faculty, staff, and friends of Wright State University Boonshoft School of Medicine.

© 2017 Wright State University
Boonshoft School of Medicine

View *Vital Signs* online at
medicine.wright.edu/vitalsigns



Snapshots

Cheryl B. Schrader named president of Wright State University



Cheryl B. Schrader, Ph.D., was named the next president of Wright State University and is the first woman to lead the school in its 50-year history. She started as president on July 1, becoming the university's seventh president.

Schrader comes to Wright State from Missouri University of Science and Technology, where she served as chancellor. Prior to that, she served as associate vice president for strategic research initiatives at Boise State University and dean of the College of Engineering at Boise State.

She also held numerous administrative positions at The University of Texas at San Antonio, including associate dean for graduate studies and research for the College of Engineering and the College of Sciences, university graduate recruitment coordinator and associate director of the Center for Advanced Propulsion Studies.

In addition, she interned at the McDonnell Douglas Astronautics Company in Huntington Beach, California. In 2005, Schrader won the Presidential Award for Excellence in Science, Mathematics and Engineering Mentoring from the White House.

Wright State, AFRL partner on DARPA project

Wright State University, in collaboration with the Air Force Research Laboratory (AFRL), Vanderbilt University, and Ibis Biosciences, received an award of up to \$9.1 million from the Defense Advanced Research Projects Agency (DARPA) to improve learning using a handheld, low-power electrical stimulator applied to the neck. This technique, known as vagal nerve stimulation, is FDA-approved for the treatment of diseases such as cluster headaches, epilepsy, and depression.

Researchers in the new project, called Learning through Electrical Augmentation of Plasticity, or LEAP, believe vagal nerve stimulation can be used in healthy subjects to stimulate a change in neurons that increases the ability to learn.

LEAP will improve understanding of fundamental molecular mechanisms of nerve stimulation and learning by studying the way genes are expressed, a field known as epigenetics.

The principal investigator for the project is Timothy Broderick, chief science officer at the Wright State Research Institute and associate dean for research affairs at the Boonshoft School of Medicine. "Epigenetics helps explain how vagal nerve stimulation changes the 'read out' of genes in the brain. The DNA sequence does not change but with stimulation neurons become more receptive to training," Broderick said.

Medical school researchers report on drug overdose deaths

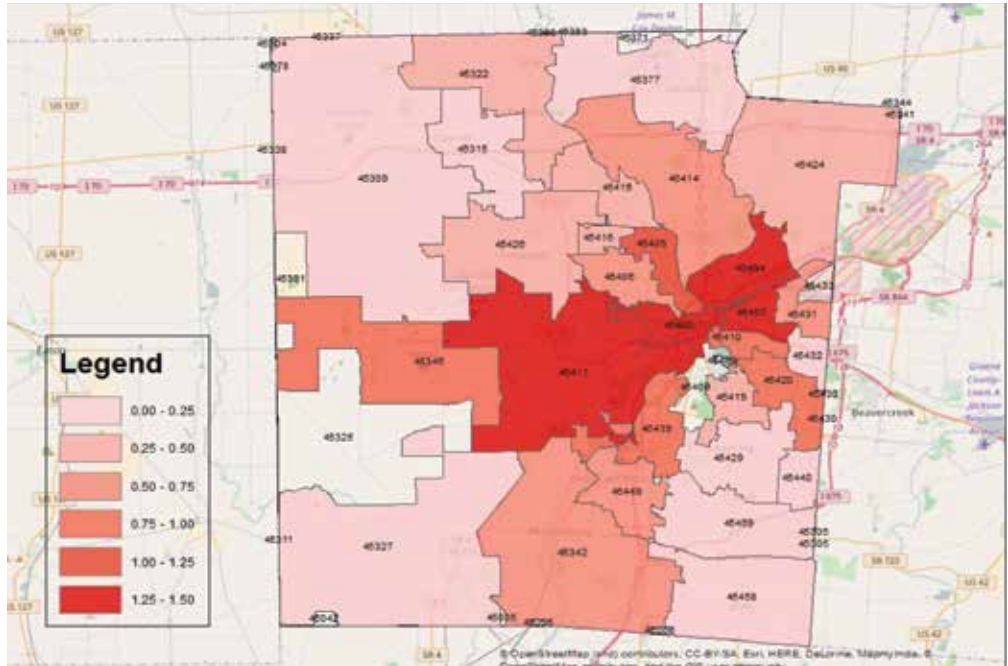
The Center for Interventions, Treatment, and Addictions Research (CITAR) at the Boonshoft School of Medicine has released an updated report on deaths from drug overdoses in Montgomery County, Ohio.

In it, scientists report that the number of unintentional drug overdose deaths increased 34.7 percent from 259 in 2015 to 349 in 2016. More than 90 percent of the deaths involved at least one opioid. The percentage of heroin mentions in overdose deaths went down from 45 percent in 2015 to 21 percent in 2016, the lowest percentage of heroin mentions since the Poisoning Death Review (PDR) was initiated in 2010. At that time, heroin was mentioned in 31 percent of the cases.

In 2016, there was an escalating impact of illicit fentanyl on overdose deaths in Montgomery County. There was a 134 percent increase, with 250 mentions of illicit fentanyl in 2016 compared to 107 in 2015.


Because of the surge, dozens of medical students have learned how to administer Naloxone to treat opioid overdoses.

The PDR report was compiled by a group of researchers led by Robert Carlson, Ph.D., professor in the Department of Population and Public Health Sciences and director of CITAR, in collaboration with the Montgomery County Coroner's Office and Public Health — Dayton and Montgomery County.



From the 2010-2017 Montgomery County Poisoning Death Review, this map shows the rate of drug overdose deaths based on residence address per 1,000 inhabitants in 2016.

Caroline Cao awarded prestigious Fulbright Scholar fellowship



Wright State University professor and medical researcher Caroline Cao, who has done pioneering work in minimally invasive surgery, has been awarded a prestigious Fulbright Scholar fellowship to share her skills and knowledge with college students and faculty in Vietnam.

Cao spent spring semester working with the International University of Vietnam National Universities in Ho Chi Minh City.

“I plan to give some public lectures to introduce the subject of human factors engineering and talk about my research in minimally invasive surgery,” Cao said. “I will also work with the

faculty and students in the Department of Biomedical Engineering on special projects, including the development of a new program in human factors medical device engineering.”

Cao received the Fulbright U.S. Scholar Program grant from the U.S. Department of State and the J. William Fulbright Foreign Scholarship Board. She is one of more than 1,200 U.S. citizens who taught, conducted research, and provided expertise abroad for the 2016-2017 academic year through the Fulbright U.S. Scholar Program. Recipients of Fulbright awards are selected on the basis of academic and professional achievement as well as record of service and demonstrated leadership in their respective fields.



Medical student receives Excellence in Public Health Award

The U.S. Public Health Service has recognized Nicholaus J. Christian, M.D., M.B.A., '17, with a 2017 Excellence in Public Health Award. It was presented during the pre-graduation award ceremony on May 26 at the Victoria Theatre in Dayton. The award recognizes medical students who are involved in public health issues in their community. In 2016, the Public Health Service presented awards at 68 medical schools throughout the nation.

Christian was inspired to become a doctor after a volunteer experience during his undergraduate years at Ohio State University. He helped set up an outreach clinic in an underserved, predominantly Hispanic trailer park. He worked with compassionate and humble medical professionals that modeled the values of protecting health.

"This was the first time I had ever seen a doctor in a community-based role," said Christian, who is from Covington, Ohio. "The relationship and impact that the doctor had with his patients was so strong. The physician knew exactly where each patient lived and the resources available in that community."

Before that experience, he wanted to help people through community organizing. "I realized that I could accomplish this and more through a career in medicine," he said.



Callahan speaks at Ohio Statehouse

A Wright State University Boonshoft School of Medicine student spoke at the Choose Ohio First 2017 Scholar Showcase on April 17 at the Ohio Statehouse Atrium in Columbus about her journey to medical school.

Kara Yutzy Callahan, a fourth-year medical student, received a \$30,000 Primary Care Medical Student Choose Ohio First Scholarship for the 2016–2017 academic year. She was one of four Boonshoft School of Medicine students who received the scholarship that academic year.

As a recipient of the scholarship, Callahan was asked to speak at the event, a celebration of the Choose Ohio First initiative, which is in its ninth year. Students can receive Choose Ohio First scholarships for their studies in science, technology, engineering, mathematics and medicine (STEMM).

Scholarship recipients must be Ohio residents. They must show a commitment to community service. They also must commit to a residency in family medicine, primary care internal medicine, primary care pediatrics or geriatrics. After completing the residency, each recipient must agree to practice full time in Ohio for at least three years in primary care (family medicine, internal medicine, pediatrics or geriatrics). As primary care physicians, they must serve Medicaid patients.

Off the Beaten Path

Alumni chart their own courses
in non-traditional medicine

Working in familiar settings, such as hospitals or in private practice, doesn't always cut it for physicians. Though some are comfortable in those places, others aren't, and there is a perceivable shift in the openness many doctors have to working in non-traditional settings.

Take two Dayton-based alumni from the Wright State University Boonshoft School of Medicine. One works as a radiologist from his home, pulling second shift for emergency rooms across the country. Another is a visiting physician who makes drives to deliver care to those who can't make it to a doctor's office.

There are lots of reasons why some doctors want to transition to a more novel delivery of care. These include

He began working remotely from home to help a colleague in Youngstown, Ohio. When he first started out, computer and Internet technology hadn't advanced enough to make working from home full time a possibility. But after 15 years of doing it part time, technology was ready, and Pennington had a choice to make.

"I was hesitant at first, but there were a few trigger points. One is that I had a daughter and, because I worked so much, I was almost a stranger to her. Making the switch changed that because I was able to be at home to help her with her physics homework," Pennington said. "The second was that I was in a car accident on I-75. Two semi trucks destroyed the car I was driving, and I thought, 'Why am I doing this?' The car

Melvin sees a handful of patients per day, with a service area focused around the Dayton area. Pennington's duties cover dozens of emergency departments at a time from various locations around the country. He is currently on staff at nearly 25 hospitals. In the past, he's worked at as many as 114. The positions are possible because he carries licensure in 26 states.

Melvin typically treats those who are in situations preventing them from making it to hospitals, such as suffering from dementia, and who are often on Medicare or Medicaid. Pennington sees MRIs, X-Rays and CT scans of many different patients, from nursing homes in Arizona to trauma units in New England.

But there are also many similarities. Both have contracted with companies to do the work, and both require their own set of tools. For Melvin, that includes a car and instruments needed for primary care.

On Pennington's end, he has some incredibly high-resolution monitors to make it possible for him to review images he receives. Since his equipment is required to operate at the same precision as in a health care facility, Pennington also has to have it certified annually by a physicist.

"The hospital has to have the ability to convert X-Rays, MRIs and other things into digital format to send over the Internet. My computers can also handle big files. I have to have two computers on at all times," Pennington said. "And then you have to have high-resolution monitors, the kind that cost \$10,000 a piece — you can't get those at Best Buy."

Both physicians also would argue that their novel methods of delivering care have resulted in better and more efficient patient treatment.

“I left private practice because I felt that the traditional model was failing me.”

work-life balance, finances, and a desire to have more time with patients, among other things.

"I left private practice because I felt that the traditional model was failing me. It was tough to provide the time and attention that people needed yet still generate enough revenue to pay the bills and have adequate time away from the office," said Kelli Melvin, M.D., '00, a visiting physician. "While I still have financial challenges doing housecall medicine, I only see a fraction of the patients per day, usually eight to 10, allowing me to focus more on their needs."

Radiologist Norman (Norm) Pennington, M.D., '83, left the traditional setting after decades working in hospital-based radiology. For him, it also was a combination of factors that led him to make the plunge.

was crushed on three sides. I'd been hit on two. The first thing I did was to check if my arms and legs were attached. Then I went and sat on the guardrail. I can't believe I lived through that."

Pennington walked away with minor injuries, but the experience was enough to make a lasting impression. He said it was almost like a sign, and the choice he made is one that he would gladly make again.

There are some differences in how the two doctors go about their days. Pennington's typical workday begins at 5 p.m. and ends at 1 a.m. He commonly works around six days per week. For Melvin, she works four days a week, visiting patients during normal business hours. Her work is mobile, completed with the help of a medical assistant who drives while she finishes tasks on a computer, while Pennington's work is stationary.

"I get to know them better, and seeing them in their home is more personal. I can better understand their struggles and barriers to treatment by seeing how they live," Melvin said. "I look at the foods they are eating, how they are living, and check their medications. Often, they can't afford them or don't remember to take them. I get to see the family interactions and how they interact with their caregivers."

Most of her patients are elderly and homebound. Some have chronic medical conditions or are on feeding tubes and ventilators. Some are younger, paraplegic or quadriplegic, or have other serious illnesses. Many have poor access to health care, and Melvin's services make a difference in keeping them out of the emergency room and hospital.

"I see all walks of life. They all receive the same quality of care, and it is very comprehensive care. We draw blood, do EKGs, order X-Rays and ultrasounds, and do minor procedures in the home," Melvin said. "My work is very rewarding but can be tough at times. I do a lot of end-of-life care, which is very fulfilling for me."

Pennington believes that having the flexibility to stay current in his field has helped him to deliver more efficient and informed recommendations for patient care. In addition, he can consult with other doctors much quicker than in the past to find the information he needs. Back in the day, a puzzling case would require printing film and mailing it to other doctors for consideration. Now he can just email a central dispatch and get a response in about 10 minutes.

"There are two challenges doctors face. Balancing home and work, and the other is keeping current. For me, I'm an instant message away from consulting a doctor in that area. I can get a call in a few minutes," Pennington said. "Also, the company I work for has meetings

reviewing interesting cases. Those are valuable for peer review. There's also an online lecture every day. A lot of the lectures are from India, but I can ask questions. Now I'm as current in my field as I was during training. Not many people can say that."

Similarly, there aren't many specialties suited for working remotely from home. Though there have been great advancements in telemedicine, radiology and psychiatry appear to be those most likely to suit the structure. There are some applications for video calling in rural medicine to reach patients who would have to travel far to see a doctor, typically one working in primary care.

For Melvin's track, it could be adapted for physicians working in a decent number of specialties. "Family practice, internal medicine or geriatrics are ideal specialties, but any specialist who can adapt to primary care can be considered," Melvin said.

In the future, her novel method of delivering care, like Pennington's, will likely become more popular as both caregivers and the health care field begin to realize their benefits to patients, doctors and the bottom line.

"Medicare and other insurance companies are really starting to see the value in this type of work. It can save patients a great deal of money by preventing hospitalizations and ER visits," Melvin said. "I see my patients about once every four to six weeks. Seeing them frequently helps me keep on top of their medical conditions before they get out of control."

"Being able to practice in a virtual practice has improved the speed and quality of patient care that I offer," Pennington said.

— Daniel Kelly




A LONG WAY HOME

James Brown, M.D., was once a seminary student and worked at a bank, but he found his true calling in emergency medicine

When James Brown was in high school, he didn't think he wanted to become a doctor because of the uncertainty that came with the job. Oddly enough, he now practices emergency medicine, one of the most unpredictable specialties of them all. Brown is chair of the Department of Emergency Medicine at the Wright State University Boonshoft School of Medicine.

He graduated from an accelerated high school when he was just 15. For the next five years, he was in seminary studying to become a priest. After realizing that his passions lay elsewhere, Brown worked in a bank while attending paramedic school in Newport, Kentucky.

He served as a paramedic with the Jefferson County Police Department for several years. Near Louisville, it was one of the few police



departments that also offered paramedic services, and Brown says the lights on the ambulance they used were blue just like those of a police car. There were times that policemen driving it actually pulled people over. The drivers were flabbergasted, of course.

Brown also got to make emergency flights in helicopters, back when doctors and nurses would commonly fly to



accident scenes. He lived only a few blocks from the hospital, so he would often wake up to a phone call from the flight team.

As part of his duties, he worked the infield at Churchill Downs each year during the Kentucky Derby. The crowds got to about 70,000 annually. Despite the number of people, the injuries he saw were fairly predictable, except for a few.

When the weather heated up at the Downs, folks would use knives to cut their jeans into shorts. Brown sometimes saw some serious lacerations. Then there were the people who drank too much.

"There are two big, cement flower pots on either side of the finish line. This guy

did a backflip off one of the pots, and it didn't work out well for him. He passed out on the way down and sort of flopped like a fish," Brown said.

Brown eventually became one of the first civilian supervisors in the police department, but decided to pursue a career as a medical doctor because of his passion for emergency medicine. He had figured out that uncertainty was what inspired him after all.

"It wasn't a deliberate path. It was certainly a wandering path," Brown said. "You know how in those comics, 'The Family Circus,' there's a character named Billy who wanders around the yard when he doesn't know what to do. Well, that's me in medicine. It took me a while to find my way home."

He tried to keep an open mind in choosing a specialty, but it was hopeless. Brown was meant for emergency medicine. At one point, he even expressed to his wife that he was worried he might not like emergency medicine from the doctor's side.

"I remember my wife laughing hysterically. She said, 'That's not going to happen.' Everybody who knows me would laugh about it. They just knew that I was destined to do emergency medicine. That's my personality," Brown said.





Despite the course load at the University of Louisville School of Medicine, Brown worked as a flight paramedic all the way through medical school. After graduation, he completed his emergency medicine residency there.

There were so many things that drew him to the specialty. He likes being one of the first to try and figure out what's ailing a patient. And each day is truly unpredictable. "Most people want consistency, to know what the next day will be like. I never know and I like that. It's unique to what we do," Brown said.

"The variety attracts me. We don't see people with diagnoses. We see people with complaints," Brown said. "Most other specialties rely on us to solve the diagnostic dilemma. It's that unknown that appeals to me. And I like the challenge of having to make decisions at times with limited information."



Brown also likes teaching, and his position at the Boonshoft School of Medicine is an excellent fit. When he was in seminary, he had a notion he might go into teaching. During his time at the University of Louisville, he found a similar penchant for academic medicine.

"In many ways, my dream job became available. The opportunity was here," said Brown, who came to Dayton, Ohio, when his wife, Judy Masset Brown, M.D., matched for her residency in pediatrics. "What I like about teaching emergency medicine is training people to make those quick decisions safely. We get the chance to give students and residents the chance to get a first crack at a patient — obviously not the critically ill ones. They think it's fun, unless it's their first day. Then it's terrifying."



As a clinical instructor, he enjoys preparing students for what they may face, and has been impressed with how well they handle unpredictable situations. And though he still practices emergency medicine, his focus is more on teaching than it used to be.

"I don't do true overnights anymore, but I still work weekends and holidays. That's what we do," Brown said. "Emergency medicine has always been egalitarian. We all do it all. There's no pecking order in emergency medicine."

Brown's advice to students considering the specialty is to be comfortable with uncertainty. He says they must be willing to see everything and do everything. "Emergency medicine is very much a team sport. Everybody participates and we spend a lot of time in proximity with each other," Brown said.



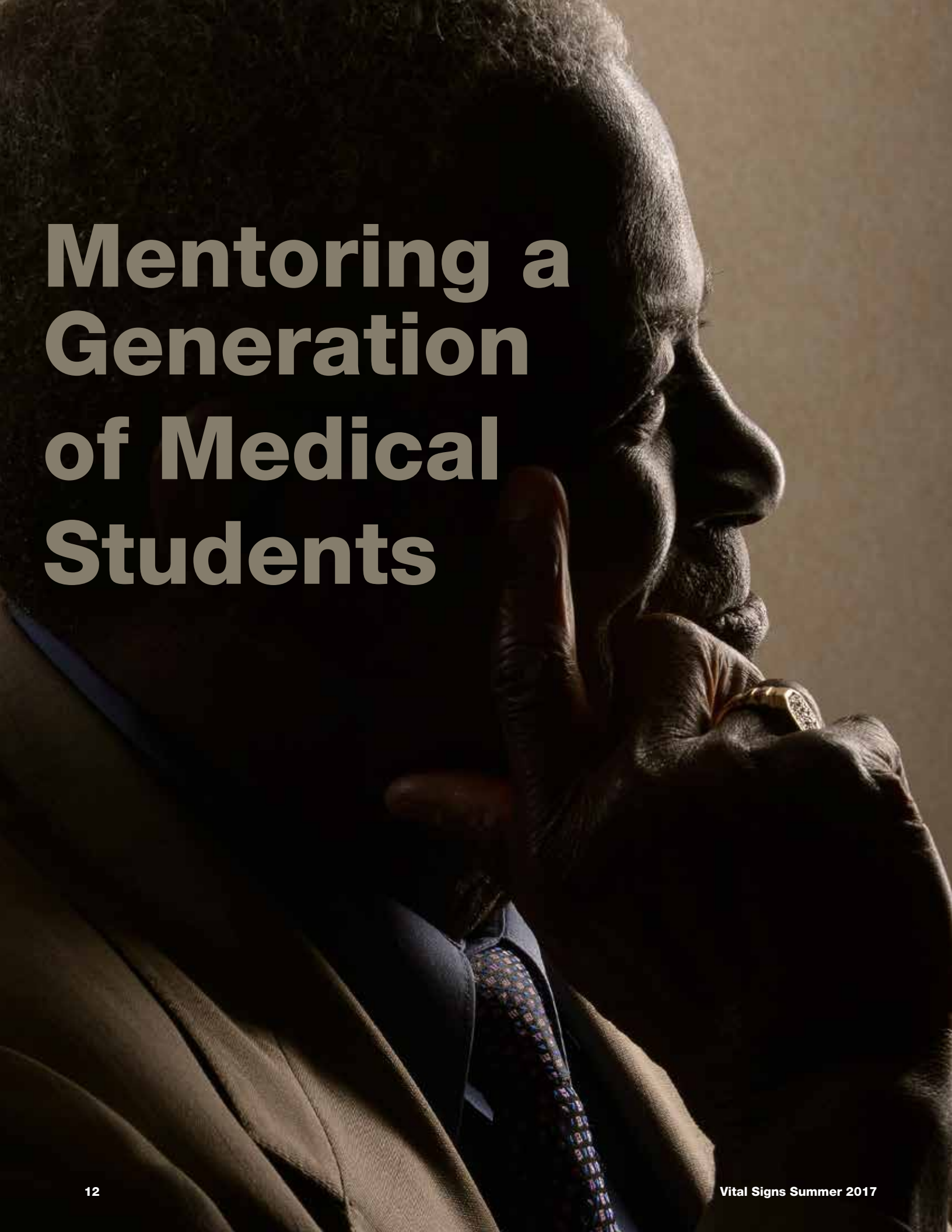
When he's not educating the next generation of emergency medicine doctors, Brown is fond of travel. He and his wife go to Italy often. They also like to visit Hawaii.

Brown enjoys cooking, especially savory dishes. He does a lot of Italian cooking, but gets more into the country-French style, as he doesn't favor fancy sauces.

He is also an avid reader. "I've read the 'Lord of the Rings' series way too many times," Brown said. "It started when I was required to read *The Hobbit* in high school. I've been a lifelong fan of Tolkien."

— Daniel Kelly





Mentoring a Generation of Medical Students

When John R. Beljan, M.D., the first dean of the medical school, reached out to physicians in the Dayton community in 1975 asking them to serve as volunteer faculty, Gideon Adegbile, M.D., FAAFP, didn't hesitate to accept the call to serve as a preceptor.

Since then, he has been teaching and mentoring medical students. He is the longest-serving active volunteer faculty member, serving as a clinical professor in the Department of Family Medicine at the Wright State University Boonshoft School of Medicine. The school's charter class began its studies in 1976 and graduated in 1980.

"The new medical school at Wright State University needed physicians who were willing to allow medical students to shadow them as they met with patients," said Adegbile, who is now 76 years old. "That was something in which I wanted to be involved. I wanted to teach and share with young people to help make an impact in the community."

The medical school has appreciated Adegbile's commitment to teaching medical students.

"Dr. Adegbile has given very freely of his time and expertise and served as an exemplary role model for a generation or more of Wright State medical students in family medicine and the treatment of addiction," said Albert F. Painter, Jr., Psy.D, associate professor of family medicine and psychiatry and associate dean of faculty affairs at the Boonshoft School of Medicine. "He is the most humble, self-effacing man you'll ever meet. I have never seen him without a smile on his face. He is truly a happy human being."

Painter first met Adegbile when he joined the medical school faculty in 1978.

"Dr. Adegbile is a great listener. He is incredibly compassionate and understanding," said Painter, who has

known Adegbile for four decades. "He is one of the best examples in medicine that we want our students to follow."

He described Adegbile as the example of giving back. "The hallmark of any profession is giving back to the ranks of students coming up behind you," Painter said. "He is worthy of recognition."

Adegbile has made an impact on more than 70 Wright State medical students as they shadowed him throughout his career during six-week clerkships. One student, Cheryl Robinson, M.D., '82, first met Adegbile in 1978.

At the time, Adegbile was president of the Gem City Medical, Dental and Pharmaceutical Society. Robinson recalls that Adegbile showed leadership not only in the medical community but also in his church, fraternal organization and the local Nigerian community. Adegbile is originally from Nigeria, but he earned his bachelor's degree in biology, cum laude, from Virginia Union University in Richmond, Virginia, and his M.D. degree from Meharry Medical College in Nashville, Tennessee. He completed his postgraduate training at Good Samaritan Hospital in Dayton. He began his medical career in 1973 as a physician in private practice in family medicine in West Dayton, where he practiced for many years. Robinson spent time shadowing him at his office, met his family, and became familiar with the patient population that she would spend her career serving.

"My observations of Dr. Adegbile, as his student and later as his medical practice partner for 25 years, helped me to understand that this doctor's life experiences and fundamental beliefs underlaid his approach to his patients," Robinson said. "It was not a learned skill, but an honest respect and love for humanity that shaped his words and guided his hand."


She recalls Adegbile providing care to a patient who had multiple sclerosis. The patient's condition was declining, but Adegbile thought a new injection therapy would help. Insurance refused to cover the medication. "So he continued to provide the injections, having the cost taken directly from his salary," Robinson said.

She also remembers how he cared for residents of a group home for developmentally disabled adults. "I did not see that his treatment of them varied from that of the judges and socialites in his care," she said.

In 1987, he became medical director of Project C.U.R.E., Inc., in Dayton, a nonprofit drug rehabilitation program that provides services to people with substance abuse problems in Montgomery County. Robinson recalled seeing him helping people, providing Methadone for those who were trying to stay off heroin, decades before the current opioid epidemic. "These were people in need of health care, just as any other population," Robinson said.

Adegbile said that the need for treatment and support is great. "Because of my expertise and experience, I feel that I can contribute," said Adegbile, who retired from active family medicine practice in 2007 but continues to serve as medical director of Project C.U.R.E. and mentor medical students in addiction treatment. "To be able to prevent deaths, educate people, and treat them is very rewarding."

During Robinson's medical student days and later when she practiced with Adegbile, she saw him visit patients when they were sent to area nursing homes, letting them know that they had not been forgotten. He also served as medical director of area nursing homes and was a visiting physician for patients who were elderly, housebound or disabled. "Dr. Adegbile still does home



He taught his medical students to listen with compassion and feel for the patient. “Do what is right for the patient,” said Adegbile, who also served as chief of staff at Saint Elizabeth Medical Center in Dayton in the 1990s and was a member of the Association of Nigerian Physicians in the Americas and the National Medical Association. “You listen beyond their pain to really care for the patient as a whole person. That is medicine.”

In addition to his role as a clinical professor at the Boonshoft School of Medicine, Adegbile also served as a member of the board of the Wright State University Academy of Medicine from 1999 to 2003. The Academy of Medicine is a community-based service organization dedicated to supporting excellence in medicine through education, research, and service. The organization supports medical education by providing student loans and awarding student and faculty achievement.

He also is passionate about his role with the Wright State University Horizons in Medicine program. Since 1979, he has served as co-chair of the program, which offers Dayton-area high school students, mostly from disadvantaged or minority backgrounds, the opportunity to prepare for careers in science and health care, get shadowing experience, and earn a college scholarship. More than 600 Dayton-area high school students have completed Horizons in Medicine, with more than 90 percent entering college and approximately 80 percent graduating from college. Many Horizons alumni are now physicians, and several former Horizons participants are currently enrolled in medical school at the Boonshoft School of Medicine.

“We wanted to encourage minorities to attend medical school,” he said. “We are very proud of the program. Every dean has supported that program wholeheartedly.”

— Heather Maurer

visits,” she said. “Sometimes the holding of a hand is all that can be done.”

He was there for Robinson when she lost one of her patients. “His belief in my worth as a physician gave me the support I needed to persevere and serve with a new dedication.”

After he retired from active family medicine practice in 2007, Robinson inherited many of Adegbile’s patients who continue to ask about him. “They let me know that they had a real doctor in Dr. Adegbile,” Robinson said. “Through him, I know what that means, and that is what I will continue striving to become.”

As Adegbile reflected on the 42 years that he has served as a preceptor and mentor to medical students, he said that he strived to teach them about care and compassion.

“Being a physician is not only taking care of the complaints and ailments of the patient, but it is also about taking care of the total person,” said Adegbile, who served the Montgomery County Medical Society in Dayton as a trustee in 1978, secretary in 1988 and president in 2002. “I wanted the medical students to understand that we treat patients with compassion and care.”

Medical student researches treatments for rare human disease

Fainting goats make for funny YouTube videos. But for the humans who share the same disease, myotonia congenita, muscular dysfunction is no laughing matter.

The disease is rare in humans, occurring in one of every 50,000. Unfortunately, there are few options for treatment.

Sabrina Metzger, an M.D./Ph.D. student at the Wright State University Boonshoft School of Medicine, is using muscle models in a search for more targeted treatments. By using the computational models she's developing, it may be possible to know sooner which treatments are worth pursuing.

"The disease is caused by a mutation that results in muscle stiffness. The patients' muscles don't relax normally after voluntary movement," said Metzger, a native of Camden, Ohio. "For example, if they clench their hands very tightly, they can't open them for several seconds. Or, say they close their eyes tightly, it's several seconds until they can open their eyes again. It's a frustrating and potentially dangerous situation for the patients, and there just aren't good treatment options available for them yet."

Others in the lab of Mark Rich, M.D., Ph.D., professor of neuroscience, cell biology and physiology and professor of neurology, also are studying the disease. Where Metzger's work comes in is its potential to streamline the discovery process. Her models provide an entirely separate way of approaching the study of the disease.

"By using these computer models, we can potentially reduce the number of in-vivo experiments, and therefore the cost. The models allow us to gain insight into the mechanisms underlying the disease with much less time and expense," Metzger said. "The main thing is that we're trying to figure out what the best ways are to target the disease. That's what we're looking for."

Her research is supported through the M.D. tuition scholarship and a Ph.D. tuition waiver and stipend. The awards have helped immensely, as Metzger is a non-traditional student. Without the scholarships, she wouldn't be able to focus as intently on her research.

"There's no way I could be doing what I'm doing without it. I came in a lot later than other students. I'm at a different stage of life," Metzger said. "The great thing is to be able to take the time to focus on my research."

In the M.D. program, Metzger saw that there was less time for conducting the sort of in-depth study she sought. Having the option to complete her Ph.D. in the middle of her medical training allows her to do more intensive research and provides more choice in her future career. "It was a huge relief. Getting a Ph.D. gives me a lot more opportunities down the road," said Metzger, who is considering a future in clinical care or lab research. "Having this kind of opportunity is amazing. It truly makes a world of difference."

The Combined M.D./Ph.D. Program is a joint program administered through the Boonshoft School of Medicine and the College of Science and Mathematics. It reflects the strong interrelatedness of scientific disciplines in medical research today, encompassing areas of clinical, biological, physical, and computational sciences.

Workings of protein hold keys to new cancer treatments

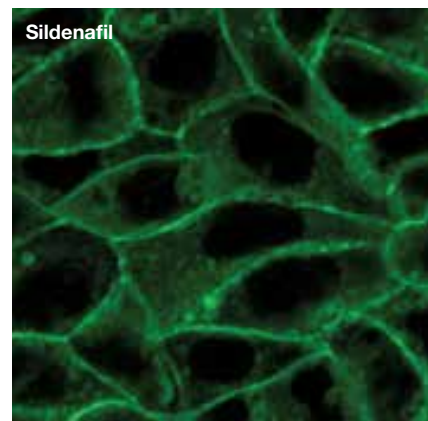
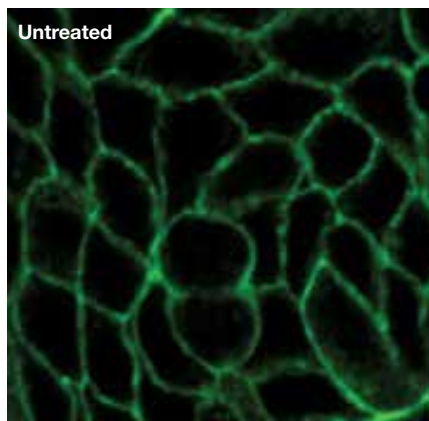
Though cancer treatments have advanced somewhat in our time, the methods still commonly used on patients are very harsh. These include invasive surgeries and chemotherapy.

“Cancer treatment is still premature in that, basically, you open up patients and cut wherever the cells are and then treat them with very toxic drugs,” said Kwang-Jin Cho, assistant professor of biochemistry and molecular biology at the Wright State University Boonshoft School of Medicine. “That doesn’t make sense. We’re shooting rockets to the moon and all this advanced stuff, but there’s still this open-cut-close phase to treating cancer.”

Cho is working to find better anti-cancer drugs in his lab so that such harsh treatments aren’t as necessary. His findings will be especially significant for treating pancreatic, colorectal, and lung cancers.

Cho’s study depends on the workings of a protein, K-RAS, a member of the three RAS family proteins. Oncogenic mutations of the protein can be found in about 15 to 20 percent of all human cancers. It is found in about 30 percent of lung cancer patients and 40 percent of those with colon cancer. In pancreatic cancer, one of the most difficult to survive, 90 percent of patients have the mutated protein.

“RAS protein is like an accelerator in a car. When you hit on the accelerator, the car goes ‘vroom.’ It goes fast. It’s the same with RAS,” Cho said. “It’s a switch-like signaling protein. When it’s active, it stimulates cell growth.”



A cell line stably expressing green fluorescent protein (GFP) –tagged oncogenic K-Ras protein was treated with sildenafil for 48 hours, and cells were imaged by a high-resolution microscope. In untreated control cells, mGFP-K-Ras is localized at the plasma membrane, which is disrupted in sildenafil-treated cells.

When RAS is functioning the way that it should, cells divide normally. If it’s mutated so that it becomes always active, cells undergo uncontrolled cell growth, also known as cancer. By studying anti-cancer drugs, the hope is to find treatments that can inhibit the K-RAS-driven cancer cells without harming normal non-cancerous cells.

“Our approach is, instead of making from scratch chemical compounds, we use what nature made for us,” Cho said. “We culture different types of microbes such as bacteria and yeasts, different tree plants, sea sponges, and sea weed.”

Because K-RAS must interact with a cell’s plasma membrane for its biological activity, he is looking for compounds that disrupt this interaction using a high-resolution microscope that images 96 culture wells in just one hour.

Cho also is considering various drugs, including some that already have approval from the Food and Drug Administration. The drugs have already been deemed safe for humans and could therefore reach patients faster than new drugs.

Cho has evaluated more than 5,000 compounds searching for ways to inhibit oncogenic K-RAS activity. He already has a few promising leads. These include metformin, a drug to treat type 2 diabetes, and sildenafil, a well-known drug that treats erectile dysfunction.

“Metformin is very well used in type 2 diabetes patients. We found that this drug blocks K-RAS interaction with the plasma membrane,” Cho said. “We found within this same mechanism that sildenafil, also known as Viagra, also does the same thing. Viagra blocks K-RAS plasma membrane interaction, thereby inhibiting K-RAS signaling.”

Cho was understandably surprised at the find. His goal is to make similar discoveries in the future. “I hope we can find, just like Viagra, the drugs that are already out there and then repurpose them for cancer,” Cho said. “We’d cut down so much time and save money because animal testing is so expensive, and it’s safe for patients because it’s already been given to many.”



Research may improve obesity and type 2 diabetes treatments

Advanced treatments for obesity and type 2 diabetes are edging closer to reality through research underway at Wright State University. The developing treatments depend on the functions of a mysterious protein.

The protein, lipin-1, has long existed. But it was only recently, less than a decade ago, that scientists began to tease apart the roles it plays in the human body. “There’s still a lot about this protein that we don’t know. It has very broad applications,” said Hongmei Ren, Ph.D., assistant professor of biochemistry and molecular biology at the Boonshoft School of Medicine and the College of Science and Mathematics.

Ren has studied the protein and its two other isoforms for years. It’s clear, however, that she and other scientists considering the protein have barely scratched the surface of its potential.

Lipin-1 has a lot of functions. It has roles in lipid metabolism, affecting cardiac and skeletal muscle function. In patients who have a deficiency, they commonly exhibit severe rhabdomyolysis, muscle atrophy and weakness accompanied with impaired mitochondrial function.

“We found that lipin-1 deficiency caused blockages of dysfunctional mitochondrial clearance,” Ren said. “That could potentially affect skeletomuscular organization, alignment, muscle mass, and muscle fiber development.”

Due to a lack of sensitive antibodies, current detection methods limit further understanding of the role of mitophagy, or mitochondrial degradation, in muscle wasting.

“We recently generated a unique model which will allow us to track the effect of lipin-1 deficiency on mitophagy and muscle damage processes,” Ren said. “The efforts have improved understanding of the role of lipin-1 in mitochondrial clearance.”

Ren’s team is trying to figure out the role of lipin-1 and the molecular signaling pathways it uses for regulating mitophagy.

“Our unique models are allowing us to better understand the physiological roles of the protein in mitophagy and how it impacts skeletal muscle function,” Ren said.

If her team can unlock those mysteries, it may be possible to use the knowledge to better regulate cell activities, such as mitochondrial clearance, that are useful in improving mitochondrial quality control and the production of ATP.

Getting there has proven complicated, in part because of the protein’s many different roles. Lipin-1 also has a nuclear function, acting as an agent for gene expression. Past studies have shown the protein can be recruited to the surface of mitochondria and regulate lipid composition. In addition, enzymes of lipin-1 are important for cellular signaling and fission. The actual mechanisms involved are still not fully understood.

Ren’s research group is also working to explore the role of lipin-1 in brown fat development. “Hopefully, we can identify how it regulates brown adipose tissue development and understand the signaling pathways regulating the process,” Ren said. “This could allow us to convert white fat to brown fat, which could one day serve as a therapeutic strategy for obesity and type 2 diabetes.”





1,000 Words

As part of orientation week, members of the class of 2021 worked together to transport a fellow classmate during a team-building exercise. The medical school experience is just beginning for these students, who have only been on campus a few days. Uniting around this common goal, though small, introduces them to the Boonshoft School of Medicine's collaborative spirit and begins relationships that can last a lifetime.

—Photo William Jones

On The Move

S. Bruce Binder appointed interim chair of Family Medicine



S. Bruce Binder, M.D., Ph.D., has been appointed interim chair of the Department of Family Medicine, effective April 1, 2017. A faculty member since 1991, Binder is an associate professor of family medicine with the medical school.

Binder helped establish and directed the school's Skills Assessment and Training Center, which serves medical students throughout all four years of medical school. He also directs the Introduction to Clinical Medicine courses, which help first- and second-year students hone clinical skills while building relationships with patients and providing effective, compassionate care. He serves as medical director and is a provider for a free clinic in Xenia, Ohio.

Binder has won the Teaching Excellence Award three times. He was one of four faculty members who helped bring the Healer's Art program to the Boonshoft School of Medicine. For many years, he directed the Family Medicine Clerkship and was pre-doctoral director in the department. Binder chaired the Faculty Curriculum Committee for 18 years.

Binder earned his M.D. and Ph.D. degrees at the University of Virginia Medical School as part of the National Institutes of Health Medical Scientist Training Program and completed a residency in family practice at St. Elizabeth Medical Center in Dayton.

Wright State Physicians names Kimberly Paul chief executive officer



Kimberly Paul, M.H.A., has been named CEO of Wright State Physicians (WSP) beginning April 1, 2017. Paul has served as chief operating officer of WSP since 2016. Previously, Paul assisted the Departments of Surgery and Geriatrics, as well as numerous other departments over the years as business administrator.

Paul began her career with Columbus Children's Hospital, which is now known as Nationwide Children's Hospital, in Columbus, Ohio. She served the hospital in several roles, including director of operations for the Center for Child and Family Advocacy, project manager for

planning and business development, payor contract manager, and managed care specialist.

Paul is a leader in the community and serves on the Dayton Clinical Oncology Program Board of Directors and Michael's House Child Advocacy Center Board of Directors. She is a member of the Association of Academic Surgical Administrators and the Medical Group Management Association.

A graduate of Ohio University, Paul earned a Master of Health Administration and a Bachelor of Science in Biological Sciences.

Daniel L. Swagerty Jr. named professor and chair of geriatrics



Daniel L. Swagerty Jr., M.D., has been named professor and chair of the Department of Geriatrics at Wright State University, effective April 1, 2017. Swagerty served as the associate chair for geriatric medicine and palliative care, Department of Family Medicine, and director of clinical geriatrics for the University of Kansas Medical Center. As the associate director for the Landon Center on Aging, he directed a wide range of geriatric medicine and palliative care education programs for medical and interprofessional learners.

He is a past president of AMDA — The

Society for Post-Acute and Long-Term Care Medicine and founded its International Special Interest Group. In addition, he has served in various leadership roles focused on advancing geriatric medical education through the American Geriatrics Society, including being an active member of its International Special Interest Group.

His professional focus in recent years has been on improving the systems of care for institutional and non-institutional long-term care residents, especially in regards to improving their palliative and end-of-life care.

Swagerty earned his M.D. degree from the University of Kansas, where he completed his family medicine residency and geriatric medicine fellowship training. He obtained his graduate degree in public health from the University of Kansas.



Jerome Yaklic appointed president of Wright State Physicians

Jerome Yaklic, M.D., M.B.A., FACOG, has been appointed president of Wright State Physicians, effective April 1, 2017. Yaklic has also been appointed associate dean of Clinical Affairs for the Boonshoft School of Medicine.

Yaklic has successfully served as chair of the Department of Obstetrics and Gynecology for five years and as a member of the Wright State Physicians Board and Management Committee. He has been a full-time faculty member in the Department of Obstetrics and Gynecology since 2006, where he served as medical director for Wright State Physicians Women's Health Care. Yaklic is also a medical staff member and medical director of the Miami Valley Hospital/Five Rivers Health Center for Women's Health.

Yaklic came to Wright State in 2010 from Bad Axe, Michigan, where he operated a private practice in the small, rural community for a decade. During his time in Bad Axe, Yaklic held several positions within local hospitals, including chief of staff at Huron Medical Center. Yaklic also served in the U.S. Air Force at Wright-Patterson Air Force Base and was a part-time member of the faculty at the medical school from 1996-2000.

Yaklic received his Doctor of Medicine from Wayne State University, where he completed a residency in obstetrics and gynecology. He holds an M.B.A. from Wright State University.

Mary Pat Thomas named director of the Power of Nursing



Thomas has extensive clinical experience in hospital nursing and transformational leadership. She retired from Premier Health's Learning Institute in December 2015 as the clinical nursing educator for OB/women services. Since then, she served as adjunct consultant with Creative Health Care Management Transforming Cultures Through Relationships. As a facilitator, coach, and mentor for new facilitators of its Re-Igniting the Spirit of Caring, Thomas focuses on creating an environment that allows participants to discover what matters most in caring for self, colleagues, patients, and their families.

The Remen Institute for the Study of Health and Illness (RISHI) at the Wright State University Boonshoft School of Medicine has named Mary Pat Thomas director of the Power of Nursing, effective Dec. 5, 2016.

In Residence



When she first started treating patients through telepsychiatry, Nita Bhatt, M.D., a psychiatry resident at the Wright State University Boonshoft School of Medicine, was skeptical.

"I thought it would be more difficult to form a therapeutic alliance over a screen," said Bhatt, who is the administrative chief resident in psychiatry at Wright State. "I was wrong. Many of my patients with intellectual disabilities prefer to have their appointments through telepsychiatry."

Telepsychiatry enables psychiatrists to reach patients in rural areas and those who have limited access to care. It provides patient-centered care through real-time video and audio interaction with a psychiatrist in addition to a multidisciplinary treatment team. It also reduces the cost of health care for those patients. Through telepsychiatry, physicians can provide a range of services, including psychiatric evaluations, therapy, education, and medication management.

Bhatt treated patients through the Ohio Telepsychiatry Project, which provides access to high-quality care and community health for people in remote areas who are affected by co-occurring

mental illness and developmental disabilities. The project is funded by grants from Ohio Department of Developmental Disabilities and Ohio Department of Mental Health and Addiction Services. As Bhatt treated her patients, she wanted to gain more insight into how the process could be modified for patients with Down Syndrome and Autism Spectrum Disorder.

"Patients with Down Syndrome have difficulty recognizing facial expressions as well as social cues. They have anatomic abnormalities that affect speech," said Bhatt, who entered psychiatry to help change the way society views mental illness. "Patients with Autism Spectrum Disorder have deficits in social behaviors, eye contact, facial expressions, and body gestures."

She wanted to determine the webcam screen display preferences in these patients. So she applied for a grant. In December 2016, Bhatt received a one-year, \$2,200 grant from the Dayton Area Graduate Medical Education Community (DAGMEC).

"As a psychiatrist, I feel it is important for me to advocate for my patients," said Bhatt, who serves on the Ohio Psychiatric Physicians Association Public

Health Committee and participates in the organization's Advocacy Day, the day when psychiatrists and residents seek out legislators to advocate for patients regarding issues ranging from child sexual abuse to the heroin epidemic.

In February, she gave a presentation, "Treating Individuals with Intellectual Disability: The Resident Perspective," at a Dayton Psychiatric Society meeting. In April, she gave another presentation, "The Doctor Can See You Now: Telepsychiatry Webcam Screen Display Preferences in Individuals with Down Syndrome or Autism in a Community Mental Health Center," at the Virginia C. Wood Resident Research Forum in Dayton through DAGMEC.

In May, she presented her research at the American Psychiatric Association Annual Meeting in San Diego. She gave a workshop, "Break on Through to the Other Side with Telepsychiatry and Intellectual/Developmental Disability Psychiatry," and presented a research poster, "Can You See Me Now? Telepsychiatry and Intellectual/Developmental Disability."

Bhatt also is a clinical instructor in psychiatry. In 2015, she was named Psychiatry Teacher of the Year at the Boonshoft School of Medicine. She teaches motivational interviewing, a goal-directed technique that focuses on the patient's intrinsic motivation to elicit change. The technique recognizes and accepts that each patient is at a different stage in his or her path to change.

"I have enjoyed teaching medical students and residents about psychiatry," said Bhatt, who earned her undergraduate degree at the University of Akron and her M.D. and M.P.H. degrees at St. George's University in Grenada, West Indies. "I also have appreciated the opportunity to serve as a mentor to many of the medical students with whom I have worked."

Future Docs

Medical student interns on 'The Dr. Oz Show'



ZoCo Productions

A small blurb in the Medical School Student Council minutes led to an internship with "The Dr. Oz Show" in New York City for Rod Gerardo, a medical student at the Wright State University Boonshoft School of Medicine.

"The internship was for students interested in public health and TV," said Gerardo, who is from Brecksville, Ohio, a suburb of Cleveland. "'The Dr. Oz Show' was an opportunity for me to dip my feet into that realm of medicine."

"The Dr. Oz Show" is a health and wellness TV show that airs five days a week, Monday through Friday. The show stars Mehmet Oz, M.D., FACS, a cardiothoracic surgeon and professor at Columbia University. The show began in 2009 after Oz spent five years as a health expert on "The Oprah Winfrey Show."

Gerardo took a year off from medical school to be a medical student producer for "The Dr. Oz Show." His internship began in August 2016 and concluded at the end of April.

He was one of three medical student producers for the show, which is in its eighth season. Gerardo and his colleagues were in the studio three days a week. Two episodes a day are filmed.

NBC News recognizes medical student during Black History Month

A Wright State University Boonshoft School of Medicine student was one of 28 African Americans featured on NBCBLK28 on the NBC News website.

As part of Black History Month, NBC News recognized young, gifted black leaders who are innovators, vanguards, trendsetters, and pioneers under 28 years old. Beginning Feb. 1, NBCBLK28 revealed one profile each day honoring artists, athletes, activists, actors, inventors, writers, musicians, and others who are making a difference in their communities.

Christen Johnson, a fourth-year medical student at the time, was featured on the NBC News website. Listed as "The Doctor," the article mentioned Johnson's role as president of the Student National

Medical Association, the oldest and largest medical student organization dedicated to serving the needs of underserved communities and underrepresented minority students who wish to pursue careers in the field of medicine.

"I am humbled and incredibly honored to be named among these 27 other individuals on NBCBLK28," Johnson said. "I am surprised to be on a list with celebrities and Olympians."

She hopes her story will inspire others who dream of becoming a doctor. Johnson was raised in Columbus, Ohio, in a single-parent household. "Coming from a home with just my mom and me, the principles of hard work and perseverance, while keeping God first, were integral to my success," Johnson said.



Dual-degree student studies neurosurgery in Uganda



Phil Walker II, an M.D./Ph.D. dual-degree student at the Wright State University Boonshoft School of Medicine, spent his spring break in March studying neurosurgery with a team from Duke University. He traveled to Kampala, Uganda, to participate in the annual Duke – Mulago Neurosurgical Skills Transfer Workshop held at Mulago Hospital.

The team consisted of more than 30 people affiliated with Duke, including physicians, nurses, scientists, technicians, and biomedical engineers. The Duke team and a team from Mulago Hospital completed about 20 neurosurgical cases during that time.

“It was an eye-opening and humbling experience. There

are certain luxuries we enjoy in the United States, as it pertains to health care, that I had never thought about or considered,” said Walker, a first-year medical student. “The resourcefulness and ability to improvise in the operating room that the Duke and Ugandan neurosurgeons demonstrated was remarkable.”

In the operating room, he observed several cases including the removal of tumors that were exceptionally large or in very dangerous locations of the brain. One case involved an infant who suffered from a very rare congenital malformation causing a mass larger than the child’s head itself.



Susan Wherley, left, a fourth-year medical student, worked with Prak Narom, one of the foremost HIV physicians in Southeast Asia.

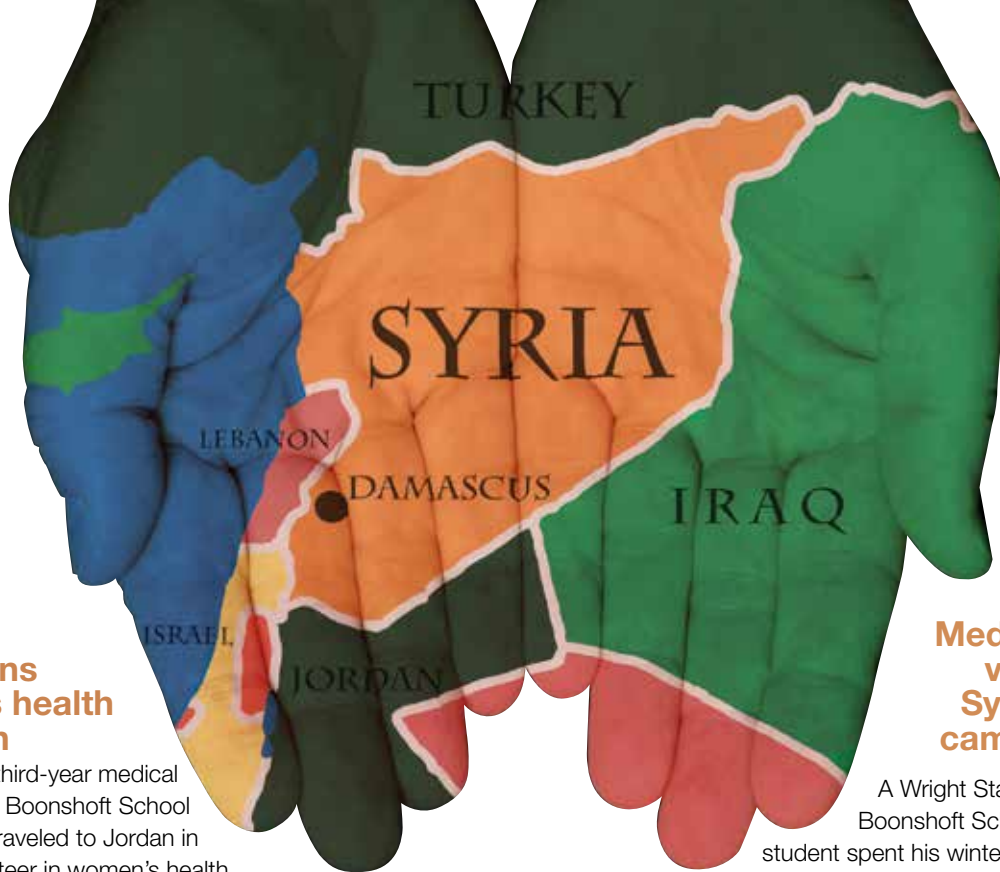
International volunteer trip possible through scholarship

The B. Laurel Elder Memorial Scholarship has helped many students at the Wright State University Boonshoft School of Medicine travel to foreign countries to volunteer in underserved areas. The scholarship was established in memory of B. Laurel Elder, Ph.D., a popular and esteemed associate professor of pathology.

For Susan Wherley, M.D., '17, the travel scholarship has particular significance. Wherley was fortunate enough to take one of the last classes that Elder ever taught, where she learned about the professor’s volunteer work in Cambodia. Elder died in October 2014. “Before we learned about her illness, I hoped that I might take a mission trip with her later in medical school,” she said.

With help from the scholarship, Wherley went on to volunteer in Cambodia. She spent one month at Khmer-Soviet Friendship Hospital, a public hospital in Phnom Penh.

“I am grateful for every scholarship, but this one was particularly meaningful to me because I was able to learn about infectious diseases from Dr. Elder as part of her last class at Boonshoft,” Wherley said. “She inspired me and I am thrilled to be able to learn from and give back to the community where she dedicated her own volunteer time.”



Student champions women's health in Jordan

Katie Adib, a third-year medical student at the Boonshoft School of Medicine, traveled to Jordan in 2016 to volunteer in women's health and education efforts.

Adib, who is of Syrian descent and speaks the country's language, mostly served as a translator for American medical doctors during the expedition. It took place in October 2016. Adib and others volunteered in Amman, the capital city of Jordan, as well as Al-Koura, Aghwar, Jerash, and several refugee camps. Most of the patients Adib saw were Syrian refugees.

"Our focus was to make sure the women were comfortable with us. We brought feminine products and related items to make sure they could stay clean," Adib said. "We wanted to minimize complications for their situation, like reducing the chance of developing a yeast infection. We gave prenatal vitamins to some women. Oral contraceptive pills helped others with irregular periods. A lot of things came down to educating them."

There were women who didn't know that they should routinely change their undergarments to guard against yeast infections. Others, due to cultural norms, were concerned with protecting their virginity, or "girlness," and would refuse treatments. It was Adib's job to clear up their confusions and alleviate their fears.

Medical student volunteers at Syrian refugee camp in Greece

A Wright State University Boonshoft School of Medicine student spent his winter break in Greece serving as a translator for physicians helping Syrian refugees.

Walid Malki, a third-year student, volunteered with the Syrian American Medical Society Foundation in December 2016, accompanying non-Arabic speaking physicians throughout their day translating from Arabic to English or French. The foundation is a nonprofit, nonpolitical, medical, and humanitarian relief organization that works on the front lines of the crisis relief in Syria, in neighboring countries and in Greece.

"The Syrians I helped are teachers, doctors, bus drivers, and waiters," Malki said. "These are normal people the world has forgotten."

He was astounded by the resiliency the people had despite their difficult journey from Syria to the refugee camp in northern Greece.

"It was really amazing to meet these people. After everything they have gone through, they still had love," he said. "They are very open-hearted people. They offered me food and tea, even though they had very little to share. We all have a lot to learn from them."

The physicians he worked with in Greece treated the Syrian refugees for several conditions, including colds, flu, migraines caused by stress and depression, chest infections, and chapped hands from washing laundry in sinks outdoors.

Milestones

2017 Match Day

Ninety-nine medical students of the Wright State University Boonshoft School of Medicine learned on March 17 where they will spend the next three to five years of their lives completing residency training after receiving their medical degrees in May.

Gathered with family and friends at the Wright State University Student Union, the students took part in the national event that has become a rite of passage.

Wright State students matched in outstanding programs in Dayton, throughout Ohio and across the country, including Case Western/University Hospitals Case Medical Center, University of Michigan Hospitals – Ann Arbor, Wake Forest University and Yale University – New Haven Hospitals.

To see the list: medicine.wright.edu/match





Milestones

2017 Graduation

Ninety-nine members of the Boonshoft School of Medicine class of 2017 received their M.D. degrees during the school's commencement ceremony at the Victoria Theatre on Friday, May 26, in downtown Dayton.

Vivek H. Murthy, M.D., M.B.A., the 19th Surgeon General of the United States, delivered the commencement address.

In addition to the degrees, several special awards and honors were presented during the ceremony:

Appreciation Award

Montgomery County Medical Society Alliance

For the organization's significant contributions in support of students and medical education.

Dean's Award

Ashley Subler, M.D., '17

For demonstrating a commitment to academic excellence, embodying empathy and compassion toward others, exemplifying personal integrity and professionalism, and earning the respect and trust of classmates and faculty.

The Arnold P. Gold Foundation's Leonard Tow Humanism in Medicine Award

Joel R. Barnett, M.D., '17 (graduate), and Kate Conway, M.D., '05, M.P.H., assistant professor and director of medical education, Department of Family Medicine (faculty)

For consistently demonstrating compassion and empathy in the delivery of care to patients.

Teaching Excellence Award

John Donnelly, M.D., professor, family medicine, and associate professor, population and public health sciences

For displaying outstanding professional skill and pride in discharging his instructional duties.






Milestones

2017 Convocation and Orientation

The Wright State University Boonshoft School of Medicine welcomed 115 students during a special ceremony on Sunday, July 9, formally marking the start of their medical education. The annual Convocation and White Coat Ceremony was held at the Benjamin and Marian Schuster Performing Arts Center in Dayton. The speaker was Alisahah Cole, M.D., '04, system medical director of community health for the Carolinas Health-Care System. During the ceremony, students took their first oath of professional medical ethics, concluding with the words, "I commit myself to a lifelong journey of learning how to cure, relieve and comfort with humility and compassion." Each student received a white coat — a traditional symbol of the medical profession, personalized with their name and the medical school patch. Students also received a stethoscope, made possible by the generous donations of Neal Barney, M.D., '83, alumni, and friends.





In Good Company

In sports, much of the care that athletes need is not surgical. And the connection between family medicine and sports medicine is closer than many think. Given our school's strength in primary care, it shouldn't be much of a surprise that many alumni have landed exciting careers in sports.

In this section, we take a look at members of the Boonshoft School of Medicine family who have landed jobs with professional sports teams. We also feature students and recent graduates who have actually competed as professional athletes.

Among these are Alison Bales, M.D., '17, who made a mark as a professional basketball player in the WNBA long before enrolling in medical school, and Jake Shaffer, a rising third-year medical student who played in the baseball minor leagues.

There's also Roger McCoy, M.D., '90, team physician with the Arizona Diamondbacks, who helped develop new concussion protocols for Major League Baseball that have dropped rates by 70 percent. He's also working with researchers to improve protocols used by the NFL. Likewise in the world of baseball is Mary Gendy, M.D., '04, who works as a physician with the Los Angeles Dodgers.

And though he isn't featured in this section, we are sticking with the sports tradition of honorable mentions to note Ronald Golovan, M.D., '89, who is a team doctor for the Cleveland Indians. To read more about Golovan's work, see the spring 2014 edition of this magazine or visit medicine.wright.edu/about/news-and-events/vital-signs/article/grand-slam.



Swinging for the Fences

Roger McCoy, M.D., '90, scores a sports medicine dream job and a World Series ring with the Arizona Diamondbacks


It's not every day that a medical doctor goes home from the office with a World Series ring. But Roger McCoy, M.D., '90, knows the feeling. As a team physician with the Arizona Diamondbacks, he is the proud owner of a ring commemorating their 2001 world championship victory over the New York Yankees.

As one of the lucky few to ever get a World Series ring, McCoy was at first baffled by an equally rare dilemma — what are you supposed to do with it?

"I wore it for a while. Some of the players' wives had designed it, so you could still wear them back then. It's not as big or gaudy as some of the others out there," McCoy said. "I wore it for a few years and then eventually took it off. The most fun part of wearing it was to see how people reacted to it and to let others try it on."

The journey of winning a World Series was exhilarating, but a trying time for everyone in the Diamondbacks organization. After getting through the regular season, the Series stretched into November. There was little time to rest for the players or the staff, who traveled back and forth between Arizona and New York.

McCoy treated lots of injuries during the run, including those common in baseball players, who tend to overuse certain parts of their bodies throughout their playing careers. Elbow, shoulder, and knee injuries in catchers and pitchers were the most common injuries.



"Even if they're just in their mid 20s, we see a lot of junk in their MRIs. Yet, they're throwing the ball at 90 mph," McCoy said. "It's hard to predict when they may or may not break down."

He saw players who had acute injuries, from being hit by balls, running on the wrong side of bases or slamming into the outfield wall. McCoy also treated players for injuries to ankles, hamstrings, and more.

"They barely get two or three days off a month. Unless the manager is rotating his starters to give extra rest throughout the season and in the playoffs, it's truly survival of the fittest," McCoy said. "They have to keep in shape, but it's important not to overdo it."

At the time, concussions among catchers were common because of a rule permitting catchers to block home plate and allowing runners to run into them to jar the ball loose. If the ball came loose, no out was recorded and a run was scored. Thanks to a recent rule change outlawing such collisions, the number of concussions in Major League Baseball from home plate collisions has dropped by 70 percent.

The change was another highlight of McCoy's journey with sports medicine and professional baseball, as he witnessed the long-term study that preceded the change. He also is a concussion expert, a key figure in the

review structure existing to make sure that players, at the professional and minor league levels, have fully recovered from concussions and are ready to play.

Getting a World Series ring wasn't one of McCoy's goals when he set out to pursue a career in sports medicine. Back in the 1990s, he was chasing a dream of working in sports because they had always been a part of his life. He had tried out other specialties, but kept coming back to sports, in part because of his upbringing.

"My parents made sure we played all kinds of sports growing up. I played one year of college hockey. My dad was even drafted by the Washington Senators (a defunct professional baseball team)," McCoy said. "But I didn't have a very deep relationship with baseball. I think I stopped playing in the eighth grade."

Going through all the different rotations in medical school, McCoy enjoyed a lot of things. But a two-week rotation with sports medicine doctors made it clear that the specialty was the right choice for him. He got insight into how to make it as a team physician, realizing that most of those working on college and professional teams were primary care doctors because much of sports medicine is not surgical.

After graduating from the Wright State University Boonshoft School of Medicine, McCoy did his residency at the University of Toledo in family medicine. He followed that with a fellowship in sports medicine at Michigan State University, where he crossed paths with some famous coaches just beginning their careers.

"I worked under a guy named Nick Saban. He was the first coach I worked under," McCoy said. Saban is currently the head football coach of the University of Alabama Crimson Tide, and has won

four national championships with the team since 2009. McCoy also worked under Gary Pinkel, a successful Mid-American and Big 12 Conference football coach.

After practicing in the Midwest, McCoy moved to Arizona, where he began working with Arizona State University and in private practice with an orthopaedic group. The group was fortunate enough to be selected to provide services for the new Diamondbacks franchise when it launched in 1997.

Since that time, it has been an incredible ride for McCoy, highlighted by a world championship, champagne-soaked locker room celebrations, and relationships with some of the game's great players, including Randy Johnson and Curt Schilling.

McCoy still works at Arizona State University as a physician lead while being a team doctor for the Diamondbacks. He teaches sports medicine residents who rotate with the team. He has also taken advantage of incredible research opportunities in concussion science through the Translational Genomics Research Institute and Barrow's Neurological Institute.

McCoy has collaborated with doctors who were key in forming the concussion policies of the National Football League. He's been involved with studies that put accelerometers into helmets or considered biomarkers that point to concussion recognition.

"My concussion work was inspired by my own experience. I've had about 12 over the years. I even had to quit playing hockey because my grades were dropping. Fast forward to my time at Michigan State, I started my research with my mentor who co-authored the initial *Journal of the American Medical Association* article with the researchers from Pittsburgh who developed the

Immediate Post-Concussion Assessment and Cognitive Test," McCoy said.

The test is part of a player's standard pre-participation evaluation. Everyone gets a baseline test at the beginning of the season. Then, if someone gets a concussion, doctors use the test as part of a protocol to determine when they can return safely to play.

Football and hockey have higher numbers of concussions than baseball does, especially given the recent rule change on catcher collisions. Still, much work remains to be done in making players safer. It's all part of the job for McCoy, who likes to make players comfortable enough to call him by his first name. Some on the Diamondbacks call him "Bones," after the doctor on *Star Trek*.

"I've never been much for titles," McCoy said. "If they feel comfortable enough to call me by my first name, I've done my job."

For young doctors wanting to break into sports medicine, McCoy recommends setting goals and then researching what it will take to reach them. Getting to where you want to go is, in many respects, working hard and sticking to it. But the relationships you have with others are also key, and McCoy is grateful for those he had supporting him along the way.

"You have to find something you're passionate about and do your research. Then once you're there, make an impression," McCoy said. "A lot is working hard and getting with people who will help you develop. I was very fortunate to have many people supporting me, and that the group I was working with was picked to treat the Diamondbacks."

— Daniel Kelly

Retired WNBA player graduates



Copyright 2010 NBAE. (Photo by Scott Cunningham/NBAE via Getty Images)

Alison Bales, M.D., '17, achieves her dream of becoming a physician after a career in professional basketball

Alison Bales, a retired WNBA player, graduated from Wright State University Boonshoft School of Medicine on Friday, May 26, with her M.D. degree. Her graduation marks the culmination of a dream that began in childhood, and was only slightly delayed by a five-year professional basketball career.

Bales always had two dreams. The first was to get a scholarship to play basketball in college. The second was to become a physician.

Bales' parents were her role models. Her father, Charles Bales, now a talented woodworker, played football for Texas Christian University. Her mother, Mary McCarthy, a surgeon, is the chair of the Department of Surgery at the Boonshoft School of Medicine.

Bales remembers the countless hours her father spent coaching her basketball teams and teaching her to play. But she also remembers her mother running onto the court, still in scrubs from the hospital, tending to any injured teammates.

Bales grew up playing for the Beavercreek Stars youth basketball organization and won two state championships playing for Beavercreek High School. During her senior season,

she was named a McDonald's All-American and a Women's Basketball Coaches Association All-American. That year she earned a full scholarship to play at Duke University, where she double majored in biological anthropology and anatomy and cultural anthropology.

"I chose Duke because it had the best combination of academics and athletics," said Bales, who devoted 40 hours a week to practice, lifting, conditioning, film, and team meetings. "I set high standards for myself, and I worked hard on and off the court. Being a college athlete sure is a great way to learn time management skills!"

While at Duke, she participated in CAPE (Collegiate Athlete Pre-medical Experience), a year-round program offered by Duke University Medical Center to female student-athletes. The program offers participants a wide variety of clinical experiences that introduce them to the medical field. Bales learned a lot in the intense summer session, where she worked alongside physicians, helping with patient histories and physical exams. She even got to scrub into a couple of cases in the operating room.

"It was a great introduction to a lot of fields of medicine," she said.

She described her experience at Duke as a series of amazing opportunities. She became the all-time shot block leader at Duke, the third all-time in NCAA history, and was considered one of the best defensive players in the country.

After her senior year, on her 22nd birthday, she was chosen ninth overall by the Indiana Fever in the 2007 WNBA draft. After her first season, she played in Moscow, Russia, during the offseason. During the middle of her second season

in Indiana, Bales was traded to the Atlanta Dream, where she flourished. During the next two offseasons, she played in Samsun, Turkey, and then Lille, France.

Of the overseas experiences, she enjoyed France the most. "France is a fun place to live," she said. "It's easy to get around, plus French is a lot easier to learn than Russian or Turkish."

Bales helped the Atlanta Dream advance to the WNBA finals in 2010 and 2011, but before training camp in April 2012, after playing five years of professional basketball, Bales made the difficult decision to retire from the game. She finished her WNBA career with an average of 4.1 points, 3.9 rebounds, and 1.3 blocks per game.

"That was one of the toughest decisions I've ever made — to leave basketball," she said. "But I was ready for a new challenge, and I had always wanted to go to medical school. It was just the question of when."

Like any other medical student, Bales found the first and second years of medical school challenging. But she soon found a group of friends with whom she studied.

"Sometimes, we studied silently in the same room," she said. "Other times, we talked through the material. The Boonshoft School of Medicine does a great job of fostering a collaborative learning environment."

During her third and fourth years, she did clinical rotations in various fields of medicine and found that she truly liked surgery.

"I love working with my hands. I probably got it from both of my parents," Bales said. "I find it very exciting and rewarding to be involved in a surgery to help diagnose and then fix a problem."

She will begin a residency in general surgery this summer at Indiana University School of Medicine in Indianapolis, almost exactly 10 years after being drafted there in 2007. Bales, who enjoys teaching and researching, would eventually like to go into academic medicine.

— Heather Maurer

Out of left field

Once a minor league baseball player, Jake Shaffer is trading in his cleats for a white coat

They say there's no crying in baseball, but it was certainly an emotional day for Jake Shaffer and his family when he walked off the field for the last time. It marked the end of years chasing a major league dream that just wasn't destined to happen and the beginning of another chapter in his life.

Shaffer, a medical student at the Wright State University Boonshoft School of Medicine entering his third year, was once a standout high school player in Athol, Massachusetts. Routinely scouted by professional teams, the plan was to enter the major leagues right out of high school.

But the dream would be postponed after a brutal shoulder injury during a slide to first base. Instead of going on to the big

time, Shaffer would undergo Bankart surgery to fix a dislocated shoulder.

"I was a senior in high school at that point. It was the first considerable injury I had, and it sort of opened my eyes to more than just baseball," Shaffer said.

"I saw all of the doctors and nurses who helped me and what they do, and I realized it was possible to do something great that wasn't baseball."

Draft day came and went without his name getting called, and Shaffer found himself playing baseball for Northern Kentucky University. He was an outfielder, keen to the left but sometimes playing center.

During his freshman year, he played through the pain of an injury to his

throwing arm and would go on to have Tommy John surgery to reconstruct his ulnar collateral ligament. The surgery would shake Shaffer's mindset. He began to realize that he needed to focus more on his studies and that baseball wouldn't last forever.

"That second surgery, I started to veer off baseball a little bit," Shaffer said. "I needed to start seeing myself as looking at college and life outside of baseball. I knew I'd continue in baseball, but I saw that I needed to pursue something else, that this might not be my reality anymore."

Still, following his junior season with the team, Shaffer took one last chance when he accepted a draft offer by the



Seattle Mariners. It was an incredible experience, one so much different than his first time around.

“It was awesome, certainly a dream that had been realized. Not being drafted the first time was disappointing and a time for growth. Three or so years later, getting drafted was a nice experience, realizing a dream that had been worked on for some time,” Shaffer said. “But you tend to go on to what’s next and you shift gears. There’s always something next, and it made me realize to enjoy what’s happened and not worry about the next thing, to enjoy living in the moment more and not always focus on the next goal.”

He played minor league baseball for five years, making stops with a number of AA teams, but most prominently with the Mariners organization and the St. Louis Cardinals. Moving around, living in

different cities, and routinely meeting new teammates taught Shaffer a lot.

He learned the importance of controlling your emotions as a professional athlete. In baseball, he found, it wasn’t if you would struggle but when.

“How you conduct yourself is important. Staying on an even keel is an important attribute of being a pro,” Shaffer said. “In that arena, you’ve also got kids and families around watching. You want to conduct yourself in an upright, appropriate way.”

Shaffer found the value of silent concentration before games, and saw the value of a routine in being successful. His days at the ballpark were so regimented that they all began to blur together. He only knew it was Sunday because he had to show up at 10 a.m. instead of 2 p.m.

Teams typically played late games, so his sleep schedule shifted a few hours later. When he played in a Texas league, he could catch up on sleep during 12-hour bus rides between towns. He got one day off every two weeks.

There was always a practice session before a game. Shaffer would whittle away the downtime by playing cards or shooting the breeze with a teammate. “It was a ton more downtime than I’ll probably ever experience again in my life,” Shaffer said. “You’ve got to stay relaxed and easy going through it all to play well. The biggest thing is the downtime.”

But the years passed quickly despite the slow stretches, and Shaffer found himself praying with his wife about their next move. He had certainly done well in baseball, but a ticket to the major leagues seemed less likely than it once had. The Shaffers also were thinking of starting a family.

Over time, they began to feel a sense of peace about the decision and, in 2012, his very last game had come. The break wasn’t easy, as he and his wife had gotten used to managing their lives around professional sports, but it was time.

“My last game, my wife comes on the field wearing her sunglasses. We were a little emotional and crying and one of my buddies, a hitting coach who’d kind of been through the same thing, came up and encouraged us and told us it’d be OK,” Shaffer said. “It was what we needed. God provided a way for us to step out of what you might call our identity. And pro baseball becomes that way for some people, but my wife and I are reminded that our identity is in Christ.”

He went back to Northern Kentucky University and completed two bachelor’s degrees, one in biology and another in chemistry. Not long after, he was

accepted to the class of 2019 at the Boonshoft School of Medicine.

Now entering his third year, Shaffer routinely volunteers with the Miami Valley chapter of the Alzheimer's Association that provides information and support services to families dealing with the disease. He helps out when he can, often manning phones and lending an ear to many who just need someone to listen. It's a struggle to balance it all as a married student who commutes to school from Cincinnati while also raising a young daughter.

"The times you're studying, you have to optimize them. When you're not, be present with your family. Realize that with a spouse you kind of both are going to medical school," Shaffer said. His wife, Elizabeth, is a school teacher. "It's a partnership, and my wife's included. You have to have open lines of communication, realizing that you both are going to medical school in a sense. You're both sacrificing."

Since he hasn't yet had much time working in hospitals, Shaffer is looking forward to clerkships so that he can learn about different specialties. Though sports medicine seems like the obvious choice, he is leaning toward internal medicine, because of the potential to specialize later on, and he has a strong interest in primary care. But he is keeping an open mind.

"Even when I was interviewing for medical school, I wasn't dead set on doing sports medicine," Shaffer said. "One way that my baseball career influenced me was showing me that whatever I do with my life I want to be passionate about it. That's one reason why I went to medical school. Whether I'm in sports medicine, family medicine or another specialty, going to work every day being inspired is the most important thing to me."

— Daniel Kelly

Alumna serves as team doctor for the Los Angeles Dodgers

Mary Gendy, M.D., '04, specialized in emergency medicine after her time at the Wright State University School of Medicine. It wasn't long, however, that a passion for competition soon drew her into sports medicine. Since 2010, she has served as a team doctor for the Los Angeles Dodgers professional baseball team.

"I was an athlete when I was younger. I continued to play intramural sports through medical school and residency. As a resident, I liked the idea of working with athletes and helping them heal from their injuries," Gendy said. "I did a sports medicine rotation in my residency and really enjoyed the clinic aspect, watching patients heal quickly, and getting them back to their sport. It was a nice balance to the fast-paced work in the emergency department."

After completing a residency in emergency medicine at the University of

South Florida in Tampa, Gendy went on to complete a sports medicine fellowship at Drexel University-Allegheny General Hospital in Pittsburgh, Pennsylvania. Her group was one of the first to use platelet-rich plasma and stem cell therapy. It was also responsible for providing medical care for the Pittsburgh Pirates professional baseball team.

One of the attendings she worked with was moving to California and asked if she would be interested in working with the Los Angeles Dodgers. She agreed, since she had enjoyed working with a Major League Baseball team during her fellowship.

"I am originally from Los Angeles, so I came back home," Gendy said. "I've enjoyed it so much that this will be my seventh year with the team."

As a sports medicine physician, Gendy specializes in the non-surgical treatment of exercise-related injuries. Her goal is to



help patients get pain relief and increased activity. She has trained extensively with ultrasound and uses ultrasound guidance during her evaluations and procedures.

She utilizes traditional and alternative methods to help patients achieve their goals. About 85 percent have musculoskeletal injuries from sports-related or overuse injuries. These include meniscus tears, rotator cuff tendinopathy, or Achilles tendon tears.

“The rest of my patients suffer from osteoarthritis of various joints, including knees, ankles, or hips,” Gendy said.

Gendy didn’t completely give up emergency medicine, and still makes time for a few shifts in the emergency department each week. She works in a private sports medicine clinic about one day per week, where she focuses on regenerative medicine and stem cell treatments. She covers two to four

baseball games for the Dodgers organization each month. She spends the rest of her time with family.

“One of the challenges I face is being a mother, although I think this applies to any physician who is a mother. In the past, I have traveled to spring training to perform pre-participation physicals,” Gendy said. “Now that I have four children, I am unable to travel and have had to cut my game coverage down. However, my colleagues have been very understanding and accommodating.”

For medical students interested in sports medicine work, Gendy recommends giving the specialty a try as soon as possible.

“Spend some time with trainers of sports teams at the local college,” Gendy said.

“Find a sports medicine physician to shadow in clinic and on the field.”

— Daniel Kelly

Giving Thanks



Front left to right: Margaret Dunn, M.D., M.B.A., FACS, dean, Boonshoft School of Medicine; Shirley Nicholson, president of MCMSA; and Connie Kaminski.
Back left to right: Kanna Muthiah; Sara Rich, trustee and treasurer, MCMSA; and Jeanie Kupper.

Through its foundation, the **Montgomery County Medical Society Alliance (MCMSA)**, a group of physician spouses, has funded scholarships for medical and nursing students at Wright State University for the past 44 years.

"Everyone I know involved in the alliance has a real soft spot for helping students," said Sara Rich, trustee and treasurer of MCMSA and a retired nurse. "The costs of medical education, for nursing students too, have gone up so much that it's staggering."

Despite challenges that come, the MCMSA always seems to find a way to accomplish its chief philanthropic mission of supporting medical education. Rich notes the group has gotten a little smaller over the years, perhaps due to cultural shifts or a tendency for doctors to marry other doctors.

"In a way, we're sort of antiquated. Many women choose professional paths that limit their time for volunteering. But sometimes the pendulum swings back. I've always felt fortunate that I was able to be a stay-at-home mom and to be there for my children," Rich said. "Here is where we landed, where they went to school, and where we found our community."

The group's long-term commitment to medical education earned it the appreciation award at the 2017 graduation ceremony for the Wright State University Boonshoft School of Medicine. Given by the graduating class each year, the award recognizes individuals and organizations who have made significant contributions to the medical school.

Shirley Nicholson, president of MCMSA at the time, accepted the honor on behalf of the organization. The position is voluntary and unpaid, just like Rich's work as treasurer. The group has no executive director.

"It's quite remarkable that we've been able to award the amount of scholarships we do year after year," Rich said, noting the group awards around \$35,000 annually. "We've had a few new members come in, new people who have taken on leadership roles. We're still chugging along. People keep working because they believe in these students, and there's still a ways to go."

— Daniel Kelly

E.W. Kettering Family Scholarship for Geriatric Medicine

The Department of Geriatrics at the Wright State University Boonshoft School of Medicine works with community partners to expand geriatric educational activities, enhance patient advocacy and care, and conduct community-based geriatric research. One of the department's closest partners is the Kettering Fund.

With support from the Fund, the department has awarded the E.W. Kettering Family Scholarship for Geriatric Medicine to 30 graduating medical students since 1996. The award is for those entering a residency program in either family medicine or internal medicine. Upon completing the program, they remain in practice in Ohio for at least two years. In addition, the award has supported geriatric medicine fellowships for internists wishing to become geriatricians.

The Kettering Fund endowed a \$1 million scholarship fund at Wright State University in 1996 to support geriatric medical education. Since 2008, winners of the E.W. Kettering Family Scholarship for Geriatric Medicine receive \$30,000 or more.

In Memoriam



Kenneth H. Oberheu, M.D., clinical professor emeritus, died on June 23 at age 82 at his home after a brief illness.

Oberheu dedicated his entire 40-year surgical career to practicing at Miami Valley Hospital, beginning in 1961 with his general surgery residency. He attended a surgical fellowship at the University of Michigan from 1966 to 1968 in advanced cardiovascular thoracic surgery. Oberheu performed the first open heart operation at Miami Valley Hospital in November 1968. Through his leadership, Miami Valley Hospital established one of the top 50 open heart surgery programs in the nation.

He joined Wright State University School of Medicine as a clinical associate professor from April 1975 through August 1986. He was promoted to clinical professor in August 1986 and served in that role until April 2002 when he became clinical professor emeritus. Oberheu graduated from the University of Wisconsin in 1957 with a Bachelor of Science degree in pre-med studies. He earned his M.D. degree from the University of Wisconsin Medical School in 1961.

Oberheu is preceded in death by his parents, Linda and Arnold Oberheu, and his wife of 52 years, Marilee Faust Oberheu. He is survived by his sister, Catherine Snider (Bruce); his brother, Jim Oberheu (Sherry); daughters, Dr. Anne Marie Oberheu, Kristin Marie Oberheu Corn, J.D. (Jeff), Marilee Molly Webster (Dave); son, Ken Oberheu, Jr.; in-laws, Gerry and Marlene Faust and Fred and Laurie Faust; and four grandchildren, Lauren, Caroline, McKenzie, and Gabrielle, in addition to other family and friends, including Karen Kimsey.



Robert W. Putnam, Ph.D., professor of neuroscience, cell biology and physiology, died on April 10 at the age of 65 after a

brief but intense struggle with pancreatic cancer.

Putnam was a world-renowned physiologist and dedicated teacher. His research focused on the cellular neuroscience of acid-sensitive neurons within the brainstem, especially the role of these neurons in the control of breathing and in the genesis of panic disorder. His work was relevant to disorders that involve altered respiratory drive, such as sudden infant death syndrome (SIDS), and sleep apnea.

He was born in Wilmington, Delaware. He graduated from Brown University and earned his Ph.D. at the University of California, Los Angeles, in 1978. After completing his postdoctoral fellowship at Washington University in St. Louis, he spent 30 years as a professor at Wright State. At the Boonshoft School of Medicine, he served on the admissions committee, created the STREAMS program to increase minority involvement in the sciences and mentored students and junior faculty. He was well published and well respected in the fields of intracellular pH and respiratory physiology.

Putnam is preceded in death by his daughter, Lisa Henson Hammontree. He is survived by his wife, Lois Henson; his daughters, Kathleen Kersh, Anna Kersh and Laura Chambers-Kersh; his grandchildren, Alexander and Hannah Hammontree; his sister and brother-in-law, Carole and Dave Wood; his brother and sister-in-law, Steve and Priscilla Putnam; nieces, a nephew; and great nieces and nephews.



Alex F. Roche, M.D., Ph.D., professor emeritus of population and public health sciences, and professor emeritus of pediatrics, died on

May 21, in Yellow Springs, Ohio, at the age of 95. Roche was known for his work with the Fels Longitudinal Study, which was founded in Yellow Springs in 1929 as part of the Fels Research Institute.

The Fels Longitudinal Study was originally designed to study child growth and development. Physical growth, maturation and the psychological development of children were early key research areas of interest in the Fels Longitudinal Study. Later, the study focused on physical growth, skeletal maturation, body composition, risk factors for cardiovascular disease and obesity, skeletal and dental biology, longitudinal biostatistical analyses, and aging.

In 1977, the Fels Research Institute and the Fels Longitudinal Study became part of the Wright State University Boonshoft School of Medicine, residing first in the Department of Pediatrics and later within the Department of Community Health (now the Department of Population and Public Health Sciences) in its Lifespan Health Research Center. The Fels Longitudinal Study was the longest operational longitudinal study of its kind in the world.

Roche served as the senior scientist and head of the Fels Longitudinal Study, emphasizing the development of methods, including a new one for determining skeletal maturation. He expanded the longitudinal study to include composition of the body and risk factors for chronic diseases.

Roche is survived by his children, Peter Roche (Ginni), Stephen Roche, and Margaret Adams (Charles); two grandchildren; and five great-grandchildren.

Alumni Notes

We're proud of our alumni and graduates of our residency programs and want to spread the word about your achievements. If you have professional news or personal updates to share — or simply want to stay in touch — please contact the Office of Advancement at som_adv@wright.edu or 937.245.7634.

1981

Sean Logan, M.D., a neurological surgeon in Findlay, Ohio, is a new member of the International Association of HealthCare Professionals. The prestigious organization has welcomed him with publication in *The Leading Physicians of the World*.

1982

Kimberley Campbell, M.D., retired from Ob/Gyn Kaiser Permanente in November 2016. She currently resides in Castle Rock, Colorado. She has a son, David (27), and daughter, Julia (24). She is a volunteer for the United States Eventing Association and is active with the United States Pony Club and Episcopal Church.

Joseph Ronaghan, M.D.,* has been published in *The Leading Physicians of the World*. Ronaghan has extensive expertise in the treatment of benign and malignant diseases of the breast, minimally invasive surgery and lymph node biopsies.

1983

Kenneth Klein, M.D., has joined East Carolina Dermatology and Skin Surgery. Klein maintains a certification with the American Board of Dermatology and provides treatment for acne, rosacea, discoloration, and other common skin conditions.

1985

Michael Barratt, M.D., M.S., received an honorary doctor of science degree from the State University of New York. Barratt served as a flight surgeon for NASA before his selection as an astronaut, and had a role in developing medicine programs for the International Space Station. He is one of the nation's few specialists dually trained in medicine and aerospace medicine.

1989

Richard Stern, M.D., is a primary care physician with Dedication Health, a concierge medical practice on Chicago's North Shore. Stern is board certified by the American Board of Internal Medicine and is a member of the American College of Physicians.

1992

Masoud Azodi, M.D., is the director of minimally invasive and robotic surgery for Yale Medicine obstetrics, gynecology and reproductive sciences. In addition to practicing surgery, Azodi is a principal investigator and co-principal investigator in multiple protocols treating gynecologic cancer. He is a professor of obstetrics, gynecology and reproductive sciences at Yale School of Medicine.

1995

Edward Schwartz, M.D., has joined CareHere as chief medical officer. The company, based in Nashville, Tennessee, specializes in providing employer-sponsored health care and manages more than 200 health and wellness centers in 26 states.

2000

Richard Kennedy, M.D., has accepted a position with the Licking Memorial Health System near Newark, Ohio. He previously worked at Holzer Medical Center in Jackson, Ohio, and is board certified in internal medicine and geriatrics.

2004

Alisahah Cole, M.D., is a practicing family physician at Carolinas HealthCare System's Elizabeth Family Medicine in Charlotte, North Carolina, and was recently named the system's medical director for community health. In her new role, Cole has authority over programs at 13 hospitals and 10 counties in North Carolina and South Carolina.

2006

Kathryn Lorenz, M.D., is on staff at Stanfield Family Care in Troy, Ohio. Lorenz is board certified by the American Board of Family Medicine.

2007

Sudhathi Chennuru, M.D.,* has joined the International Association of HealthCare Professionals and will be included in a publication of *The Leading Physicians of the World*. Chennuru has been in practice for more than 16 years and currently serves patients with Hematology Oncology Consultants, Inc. in Westerville, Ohio.

2009

Kirsten Kusumi, M.D., has joined the Akron Children's Hospital nephrology department after completing a pediatric residency and a fellowship in pediatric nephrology at Nationwide Children's Hospital in Columbus, Ohio. She treats children and teens with kidney-related diseases including high blood pressure, urinary tract infection, and kidney stones, among others.

2010

Cameron Wick, M.D., completed a neurotology fellowship at the University of Texas Southwestern Medical Center. He and his wife, Elizabeth, have moved to St. Louis, where Cameron will serve as assistant professor in the Department of Otolaryngology at Washington University School of Medicine.

2013

Meaghan Ebetino, M.D., M.P.H., is a family physician with PriMed Patterson Woods Family Practice in Kettering, Ohio.

2016

Anna-Maria South, M.D., has been recognized with the outstanding intern teacher award from the University of Kentucky College of Medicine Department of Internal Medicine. As an internal medicine resident, South sees patients at the University of Kentucky Medical Center, the Lexington Veterans Affairs Medical Center, and other rural hospitals in Kentucky.

In Memoriam

David Colvin, M.D., '82,* died on May 27, 2017, at the age of 72. A graduate of the psychiatry residency program, Colvin is survived by his wife, Linda Crowley Colvin; his sister, Jen Colvin Walker; his sister-in-law, Donna Annyce Crowley; a grandson; multiple nieces, nephews, great-nieces, great-nephews, cousins, and friends.

* Residency graduate

Editor's correction:

From the last issue, Laurie Bankston, M.D., is a graduate of the class of 1999 not 1992. We apologize for the incorrect year.

Dream fulfilled

Medical student hopes to inspire more Latina doctors

The path to medical school wasn't always straight for Astrid Medina, a first-year student at the Wright State University Boonshoft School of Medicine from Miami, Florida. But the underrepresented minority scholarship winner was able to make it despite the obstacles, and she wants others to see that they can make it too.

Medina spent her early childhood in a Los Angeles suburb and was raised by a single mother. She lived in a small house with the rest of her family. "Growing up, I remember we never really went to the doctor," Medina said. "It wasn't until later on that I learned we didn't have insurance."

Medina is leaning toward specializing in neurology or internal medicine. But no matter what she chooses, she wants to provide care to underserved populations in her career, possibly in Southern California.

"I think I could inspire other Latina women," Medina said. "They could see someone who looks like them, who speaks their language. They'd think, 'I can do it too.'"

Winning the underrepresented minority scholarship is helping to make those dreams possible. Without its support, Medina might not be able to attend medical school.

"I feel very grateful to have received that scholarship, especially because I'm a mom and children are expensive," Medina said. Her daughter moved with her from Miami, along with her husband and mother. "Our school is aware we need more diverse doctors and supports that we, as a minority, have dreams too."



Your support can give students like Astrid an opportunity to fulfill their potential, pursue their dreams, and prepare for a lifetime of service to their patients, their communities, and the world. The life-changing impact of your contribution is almost limitless. **Please visit medicine.wright.edu/giving to make your gift to the Boonshoft School of Medicine today.**



Boonshoft
School of Medicine
WRIGHT STATE UNIVERSITY

3640 Col. Glenn Hwy., Dayton, OH 45435-0001

Welcome Back

Reunion Weekend 2017 saw alumni return to Dayton from all over the country. Three days of activities welcomed them back. The classes of 1982, 1987, 1992, 1997, 2002, 2007, and 2012 were invited to come together for a weekend of fun with their families and classmates.

Kicking off with a festive evening of Dayton Dragons baseball, Reunion Weekend 2017 also included tours of the Gandhi Medical Education Center at White Hall, the Medical Sciences Building, and Wright State's campus. Alumni enjoyed dinner at Tuty's Bar and Grill, a day at Kings Island in Cincinnati, and a CME session.

Save the date cards will be mailed soon for next year's Reunion Weekend, honoring the classes of 1983, 1988, 1993, 1998, 2003, 2008, and 2013.
medicine.wright.edu/reunion

